


Art and Clay Designs design

Summer 2021

Class Lynher

We began by making pinch pots and coil pots.



We had to keep the clay wet so it didn't crack.





We learnt
how to join
clay
together
using slip
and by
scoring.



We experimented with
different tools to see
what effect they had





When we came to paint the tiles we had made last week we found that some of our joining techniques were more successful than others. We thought about why.


We enjoyed mixing colours for our portraits.






The clay absorbed the paint quicker than we thought.





We researched shaped egg cups. Then we came up with three ideas of our own.



We thought about the techniques we had learnt and what had been successful when choosing the one to make.





We used lots of slip and scored well to join bits together.



We took our time to make it good.



Most of us chose the thumb pot style as that was our most successful practice pot.



We pulled some shapes from the main pot so they were already joined.





We made sure our egg cup walls were thick so they wouldn't fall apart when we came to paint them.





We chose our brushes carefully and made sure we put it on quite thickly as we found that the clay can dull the colour.





We are really proud of our egg cups.





Forever facts

I know that pinch and coil pots are both clay vessels

I know that you can join clay by scoring and using slip

Skills


I can explore a material

I can combine techniques

I can choose which techniques to use in my final piece

I can work with care and precision

Exciting Books



Our Endpoint

I can make a decorative clay egg cup

Subject Specific Vocabulary

slip

clay mixed with water

portraiture

the art of painting or taking portraits

clay

a material formed by nature and found in the earth

coiling

to construct pottery by rolling out clay in thin ropes to build a form

pinch pot

small vessel made by manipulating clay by hand

SMSC

Spiritual – children will gain a sense of awe and wonder through aesthetic appreciation