

PE

To demonstrate and show understanding of attacking and defending skills to contribute to the team.

Tag Rugby

Throwing and Catching



We learnt how to hold a rugby ball properly and you have to pass it sideways or backwards to your partner.


Moving and Dodging



Skills Snapshot

Today, we will recap and develop last week's skill.

passing a rugby ball



Unlike last week, you will be doing this while on the move.

We know to side step to trick the opponent on which direction we are going to run.

Tagging

Sometimes it is hard to tag as the player side steps you.

I know that by taking a tag from a belt, that is a tackle and they must pass the ball to someone else in their team.

Skills Snapshot

There are many rules to learn and remember when tagging in tag rugby. Today, we will be learning these rules, including how to use a tag rugby belt.

Wearing a tag rugby belt



Tagging

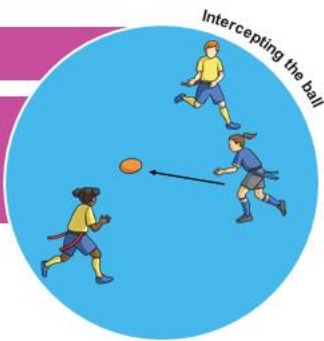
Intercepting



Skills Snapshot

Today, we will be learning how to intercept the ball.

We will also playing mini-games of three versus three which will involve intercepting as well as the other skills we have learnt so far.



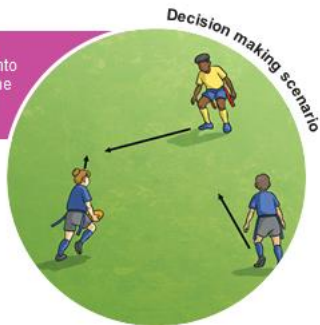
I was able to position myself between the player with the ball and their teammate to try and catch the ball.

Attacking and Defending



Skills Snapshot

Today, you will be putting your attacking and defending skills into practice and learning to make the right tactical decision based on the situation that is facing you!



Tactical Decisions

A tactical decision: choosing and performing an action, based on the situation you are presented with, to help you reach your end goal.

Attacking Tactical Decision


An attacker is running towards the try line with the ball but there is a defender coming towards them.





Do they try to dodge the defender or look to pass the ball to a teammate?

Defending Tactical Decision

Two attackers, one with the ball, are running towards a defender.

Does the defender position themselves between the two players and try to make an interception or try to tag the player with the ball?



| PE FLE Y5/6 Athletics | | | | | | | | | | | | | | | | | | | |
|---|---|---|--|--|---|----------------|--|--|-----------------------------|-----------|---|---------|--|-------------|---|----------|---|-----------|---|
|  | | | | | | | | | | | | | | | | | | | |
| <table border="1"> <tr> <th>Forever Facts</th> </tr> <tr> <td>To know how to pass and receive a baton using a <u>downsweep</u> in a relay race.</td> </tr> <tr> <td>Racing does including pacing yourself in long distance and sprinting at the end.</td> </tr> <tr> <td>Some people use a preferred leg to lead with over obstacles.</td> </tr> </table> | Forever Facts | To know how to pass and receive a baton using a <u>downsweep</u> in a relay race. | Racing does including pacing yourself in long distance and sprinting at the end. | Some people use a preferred leg to lead with over obstacles. | <table border="1"> <tr> <th>Exciting Books</th> </tr> <tr> <td>  </td> </tr> </table> | Exciting Books |  | <table border="1"> <tr> <th>Subject Specific Vocabulary</th> </tr> <tr> <td>Technique</td><td>A way of carrying out a particular task</td></tr> <tr> <td>Stamina</td><td>The ability to sustain prolonged physical or mental effort</td></tr> <tr> <td>Flexibility</td><td>The quality of bending easily without breaking.</td></tr> <tr> <td>Strength</td><td>The quality or state of being physically strong</td></tr> <tr> <td>Endurance</td><td>Denoting or relating to a race or other sporting event that takes place over a long distance or otherwise demands great physical stamina.</td></tr> </table> | Subject Specific Vocabulary | Technique | A way of carrying out a particular task | Stamina | The ability to sustain prolonged physical or mental effort | Flexibility | The quality of bending easily without breaking. | Strength | The quality or state of being physically strong | Endurance | Denoting or relating to a race or other sporting event that takes place over a long distance or otherwise demands great physical stamina. |
| Forever Facts | | | | | | | | | | | | | | | | | | | |
| To know how to pass and receive a baton using a <u>downsweep</u> in a relay race. | | | | | | | | | | | | | | | | | | | |
| Racing does including pacing yourself in long distance and sprinting at the end. | | | | | | | | | | | | | | | | | | | |
| Some people use a preferred leg to lead with over obstacles. | | | | | | | | | | | | | | | | | | | |
| Exciting Books | | | | | | | | | | | | | | | | | | | |
|  | | | | | | | | | | | | | | | | | | | |
| Subject Specific Vocabulary | | | | | | | | | | | | | | | | | | | |
| Technique | A way of carrying out a particular task | | | | | | | | | | | | | | | | | | |
| Stamina | The ability to sustain prolonged physical or mental effort | | | | | | | | | | | | | | | | | | |
| Flexibility | The quality of bending easily without breaking. | | | | | | | | | | | | | | | | | | |
| Strength | The quality or state of being physically strong | | | | | | | | | | | | | | | | | | |
| Endurance | Denoting or relating to a race or other sporting event that takes place over a long distance or otherwise demands great physical stamina. | | | | | | | | | | | | | | | | | | |
| <table border="1"> <tr> <th>Skills</th> </tr> <tr> <td>Demonstrate elements of effective sprinting techniques.</td> </tr> <tr> <td>Demonstrate coordinate and fluency when hurdling.</td> </tr> <tr> <td>Demonstrate some elements of different jumping techniques.</td> </tr> </table> | Skills | Demonstrate elements of effective sprinting techniques. | Demonstrate coordinate and fluency when hurdling. | Demonstrate some elements of different jumping techniques. | <table border="1"> <tr> <th>Our Endpoint</th> </tr> <tr> <td>To do their best running, jumping and throwing skills.</td> </tr> </table> | Our Endpoint | To do their best running, jumping and throwing skills. | <p>SMSC: Spiritual – reflecting and critiquing own and others performance. Cultural: Olympic games. Moral: Promoting fair play and good sportsmanship. Listening to the teacher and others. Social – allowing children to respect social difference and similarities, promote team work supporting each other.</p> | | | | | | | | | | | |
| Skills | | | | | | | | | | | | | | | | | | | |
| Demonstrate elements of effective sprinting techniques. | | | | | | | | | | | | | | | | | | | |
| Demonstrate coordinate and fluency when hurdling. | | | | | | | | | | | | | | | | | | | |
| Demonstrate some elements of different jumping techniques. | | | | | | | | | | | | | | | | | | | |
| Our Endpoint | | | | | | | | | | | | | | | | | | | |
| To do their best running, jumping and throwing skills. | | | | | | | | | | | | | | | | | | | |